

The Effect of Economic Violence on Women's Socio-economic Development in Luanda Sub County of Vihiga County, Kenya

¹, Okanda Caroline Awino, ²Dr. Jared Aineah Ngutu

¹Department of Psychology

²Mount Kenya University

ABSTRACT: Economic violence remains a big challenge in many parts of the world. Empirical studies show adverse effects of economic violence on women's socio-economic development, a major cause of household and emotional violence affecting women of all social classes in society. Many women have been maimed or lost their lives in the hands of their partners. The objective of this study was to establish the effect of economic violence on women's socio-economic development in Luanda sub-county, Vihiga County, Kenya. The study employed Ex-Post-Facto research design with both quantitative and qualitative approaches. Simple random sampling was used to select 384 women in households; purposive sampling was used to select 4 chiefs and 7 women groups. Questionnaires, Focus Group Discussions and interview schedules were used to collect data from women and chiefs respectively. Quantitative data was tabulated using SPSS package into descriptive statistics presented in percentages, frequency tables, bar graphs and pie charts. Content analysis was used to analyze qualitative data from questionnaires and interview schedules. From the study, 60.1% of the respondents had not gone beyond basic education, 20.1% had an income of ksh.100, 000 or more annually posting a weak economic base, 37.8% of the respondents had more than 3 children putting pressure on women to meet basic needs in households. The findings revealed that 22.0% suffered physical abuse; sexual abuse was 21.5% emotional abuse was 31.1% with economic violence rated at 25.4%. Educational level and intimate partner violence were inversely proportional, 2.7% had a degree had suffered less violence compared to 27.7% with Primary School Certificates, There were legislative interventions against gender based violence but most of them were on paper hence less combative. The study also revealed that counselling services provided by social works in the study area was inadequate and infective in supporting women socioeconomic empowerment. The study recommended that men to be involved in combating intimate partner violence at the same time the govern employment to more qualified counselors for psychosocial support to boost their drive economic development in households and the community.

KEYWORDS: Household Violence, Women's Socio-economic Development, Assertiveness Training, Support groups, Therapy Groups, Gender stereotyping, Level of Income

I. INTRODUCTION

Socio-economic status includes education, income and employment. Khatun & Rahman (2012) suggest that the patriarchal role on the violence against women makes them dependent on men. The dependency on men and lack of autonomy results from lack of social and economic empowerment. Kimani (2012) points out that women lack basic right to education in some cultures which results in their being socio-economically disadvantaged. Women who have achieved high levels of education have knowledge and skills on how to handle violence in life (Arend-Kuenning & Amin, 2001). A research carried out by World Bank in 37 developing countries in the years 2006 to 2012 and released in 2013 showed that the more educated a woman became the less likely she was sexually or physically abused. "The strongest of women's sexual autonomy in a relationship is her level of education," the reporter notes (World Bank, 2013). It therefore appears that women's education level could constitute a protective factor against household violence which is lacking in a majority of women in the sub-county (KNBS, 2010). A study should be carried out in the sub-county on how to raise funds for women education. According to Hadi (2010), a woman is unlikely to leave an abusive relationship if she has no resources. Some women are persuaded to continue staying with the perpetrators due to the unstable support system (Hadi, 2010). Household violence affects women of all social classes. Studies show a correlation between income and household violence victimization. As a woman's financial status improves violence against her reduces (Hadi, 2010). A research by Inter Agency Standing Committee (IASC) (2005, September) showed that working women experience less social isolation, and improved health. Income and resources a woman has, protects her against violence and gives her bargaining power in the family. The more a woman is able to cater for household and family expenses the less the violence (Dalal, 2011). Household victims with low income lack the resources needed to start a new life for themselves and the children hence continue to suffer economic violence even after leaving the abusive relationship (Hadi, 2010). Women who are well educated and

economically stable suffer less violence. Social support system one has keeps her from isolation and psychological harm even if one is a survivor of violence. It is therefore important to empower women both socially and economically to reduce violence perpetuated against them. This study sought to examine interventions that would empower women socio-economically. A study by UNESCO (1999) in the United Kingdom on women education established that the Bridge Project set up by a group of women to address the imbalance in employment prospects for women by providing skills' training and building confidence in women. Rural populations constitute approximately 60% of the third world countries (UNESCO, 1999). The majority of the populations constitute women who are experiencing increased responsibilities, both in daily work and family care. Women in developing countries have thus organized themselves into groups in an effort to mitigate some of the problems that go with these added responsibilities (Oyungu, 2009). In Africa, women work together in groups to pursue livelihood goals, because they lack collateral hence cannot access loans (Kimani, 2012). Women groups in some developing countries have played a significant role in reducing illiteracy and school dropout through provision of financial and material assistance to schools (Kimani, 2012). In Tanzania women groups involve themselves in beer making, handicraft, textile production and the cash obtained is used to maintain their households (Oyungu, 2009). Women groups in Kenya are a unique phenomenon, which usually unites women in working in groups. The origins of women groups in Kenya date back in the 20th century. In 1940's, women groups became formalized structures and were organized under the national women's organization Maendeleo ya Wanawake, that became the largest women organization in Kenya in the 1980's and coordinated activities of over 6500 affiliated women groups. In a study of women groups in the previously Vihiga district, Oyungu (2009) found that households increased their income earning potential by sharing living costs with several families through membership in women groups. Members were required to contribute money towards accepted group projects. They were also required to pay a monthly contribution agreed upon. Some groups encourage members to buy shares. This different ways assist groups to accumulate money. Women groups have helped women in Luanda sub-county start businesses and pay fees for their children (Oyungu, 2009). More women should therefore be encouraged to join women groups.

Micro finance plays an important role in economic growth of developing countries. Micro-financiers offer small loans and technical advice to small scale business owners and low income community in developing countries (Reddy, 2012). They have a variety of products including micro loans, savings and other deposit products, transfers, payment services and other pro-poor products (Karlan & Zinman, 2009). The primary clientele of micro finance consists of small scale business owners that face severe barriers to access financial products from conventional financial institutions such as banks (Reddy, 2012). In Europe and other developed countries, micro financing enables women to retain control on acquisition of resources and decision on where to invest family loans. In such countries, loan acquisition is possible at all stage and its use does not challenge notion of appropriate work for men and women. In less developed countries in Asia and Africa, IFAD (2008) observed that micro financing has played key role in mainstreaming women in main socio-economic development by providing education, corporate farming loans, vocational training to enhance women's entrepreneurial skills and savings to acquire small business development loans. The women's micro enterprise ventures financed by IFAD recorded 61% success. This has had a positive impact on the socio-economic status of women in the sub-county (Reddy, 2012) In Kenya, Esipisu & Mulla (1999) reveal that women micro entrepreneurs are the majority. Most micro financing therefore target them socially and economically to reduce poverty in the country. Micro finance institutions deliberately support women on the belief that self-employment and entrepreneurship increases self-esteem and confidence leading to women's ability to control their lives in socio-economic spheres, hence greater benefit to their families as well. A study carried out by Omwomo (2012) in Kisumu district showed that 87% of the respondents were aware of micro financing. The study further showed that micro financing over stress mobilization of local savings, despite that entrepreneurs have many needs with loan being a priority. However, in terms of service utilization patterns, micro entrepreneurs are satisfied by micro financing endeavors to empower, promote, improve, diversify and develop micro enterprises in the district. In addition, Kenya has undertaken major socio-economic programs to help women access funds to start or grow their business ventures without the burden of collaterals. These include Women's Enterprise Fund (WEF), the Youth Enterprise Fund (YEF) and the Uwezo fund. Women groups that have received funding in the sub-county have come up with projects that support members economically. According to KNBS (2010) most women in Luanda sub-county have basic education meaning that they are most likely to face more violence.

Statement of the Problem : Violence exposes women to many risks that are life threatening resulting to death, severe physical injuries, mental illness, , sexual violence, emotional, and lack of income and property and separation or divorce in family households (Merriam 2011). Women exposed to household violence develop long term and short term post-traumatic stress disorders (PTSD) a very severe trauma Merriam (2011) alluded to

the fact that household violence is patriarchal male patterned behaviour of gain power and control over women. Women lack socioeconomic empowerment, away of developing a sense of autonomy and self-confidence for being able to act individually or in groups to change social relationship (Calves, 2009). To empower women, violent acts need to be reduced to build their capacity to decide for decision making in social, economic and political fields (Calves, 2009 social, economic and political status social, economic and political fields injury. Violence against women and girls remain a global epidemic leading to loss of lives or maiming by husbands negatively impacting on their household productivity. Majority of women and girls are unable to share their experiences for fear of being victimized by their spouses. They therefore need to be provided with privacy and assured of confidentiality for them to share personal experiences on sexual violence perpetration. In many parts of the world especially Kenya, most women have a weak economic background making them to rely on their husbands for livelihood. According to studies by psychologist all forms of violence generate mental and physical illness associated with low educational achievement and inadequate income for livelihood sustainability. Medical experts in Luanda Sub County, the study area reveal that there are traces of mental illness due to poverty, alcoholism and drug abuse that escalates all forms of violence in households, other studies show that the majority of people in Luanda sub-county live below the poverty index generating pressure and lawlessness among households especially women hence the focused of this study on the effect of emotional violence on women's socio-economic development in Luanda sub-county of Vihiga County, Kenya.

The Objective of the Study : The objective of the study was to establish the effect of economic violence on women's socio-economic development in Luanda sub-county, Vihiga County, Kenya.

Significance of the Study : The effects of household violence on women are enormous and may even cause death. The government needs to enforce appropriate legislation in order to combat the menace. The findings of the study were therefore, to help the sub-county and the national governments to minimize if not eliminate household violence. This was to go hand in hand with improving socio-economic development of women hence improve the living standards of many households. The results will help to gap knowledge on effects of emotional violence on women socio-economic development in Luanda Sub-county and Kenya in general.

II. THEORETICAL FRAMEWORK OF THE STUDY.

The study was guided by the Feminist theory to help explain the key variables in the research study on the effects of household violence on women's socio-economic development in Luanda Sub-county, Vihiga County of Kenya.

Feminist Theory : Feminist theorists supposed that socialization of women inevitably affects their identity development, self-concept, goals and aspirations, and emotional wellbeing (Corey, 2009). Socialization patterns tend to result in women giving away their power in relationships without them being aware (Corey, 2009). Lack of economic power has made them lose their decision making skills. As a result they have lost their collateral and economic empowerment which exposing them to sexual exploitation. Their gender identity and their socio-economic disadvantage make them face physical and economic violence leading to psychological violence. The feminist theorists opine that oppression of women is inevitable patriarchal societies which lack value for women (Tuchman 1992). A central concept in Feminism therapy is therefore, the importance of understanding the psychological oppression of women and the constraints imposed by sociopolitical status to which women have been relegated. This study embraces the Social Feminism whose major goal is to transform social relationships in institutions. The aim of the Modern feminists is to liberate women by transforming the conditions of their oppression and exploitation (Corey, 2009). In this study forms of violence perpetuated against women were looked at in details recommending interventions on empower women to improve their social and psychological welfare in society.

Conceptual Framework : A model showing effect of household violence on women's socio-economic development in Luanda Sub-county, Vihiga County, Kenya. Household violence takes various forms including physical attacks, psychological or emotional, economic and sexual violence which are independent variables. These acts of violence affect the socio-economic empowerment of women such as education, income, and social support. However, violence is accelerated by the inherent values such as the gender stereotypes and drug abuse. There are interventions such as joining women groups' microfinance and, legislative and counseling which can reduce its effects.

Independent variables

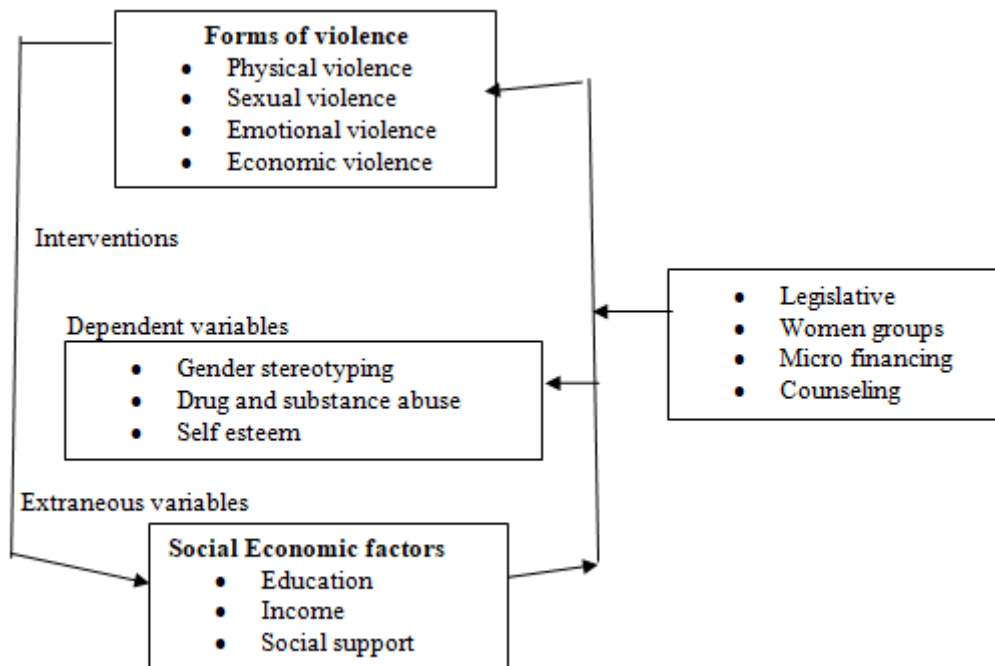


Figure 1: Conceptual framework
Researcher, 2019

III. RESEARCH METHODOLOGY

Introduction : This chapter is concerned with research design, study area; the population the researcher was interested in generalizing the conclusions, sampling procedure and sample size. Data collection instruments comprised of the questionnaire, interview schedule and focus group discussions. Validity and reliability were addressed. Data collection procedure, data analysis techniques and ethical considerations was looked at in detail.

Research Design : The researcher used Ex-Post-Facto research design. This design advocates for a research in which the investigation starts after the fact has occurred without interference from the researcher (Levine, 2014), and therefore was applied to this study because household violence had already occurred. According to Fowler (2009), the researcher has no control over household violence since it has already happened and the effects have already been felt. Ex-post-facto was used to examine household violence and socio-economic development as the independent and dependent variables respectively. Household violence was based on the report from women. However, the disadvantage of ex-post-facto is that it is not possible for the researcher to manipulate the independent variable, and that the researcher has no power to allocate the subject randomly to group levels of the variables accordingly (Cresswell, 2014). Randomization is also impossible to isolate (Mugenda & Mugenda, 2003). Therefore, in this study the independent variables remained intact resulting in the respondents sharing different experiences. Extraneous variables such as cultural practices and gender roles had effects that could not be controlled by the researcher. Ex-post-facto research design was selected because it is used in collecting substantial amount of data from respondents over a wide area (Stuart & Rory 2011). According to KNBS (2010), Luanda sub-county is a wide area (84.7 square km) making the design convenient in getting views from respondents.

Study Area : Luanda is located in Vihiga County in the western region of Kenya. The neighboring sub-counties are; Emuhaya to the North and Vihiga to the East, while the counties are Siaya to the West and Kisumu to the South. Luanda is 84.7 square km. It is made up of four divisions namely; Luanda, Ekwanda, Esiembero and Elukongo. Luanda is inhabited by a people known as “Abanyole”, a sub-tribe of the Luhya tribe (Emuhaya and Luanda constituencies’ strategic plan, 2013). From Vihiga Strategic Plan, (2012), Luanda sub-county lies between longitudes 350 30’ and 350 0’ E and latitudes 00 and 0015’ N. The equator passes through the sub-county. Its altitude is between 1,300m and 1,800m above sea level. The sub-county receives abundant rainfall distributed throughout the year with an average precipitation of 1900mm which enables crop farming and rearing of livestock. According to the 2009 National Population and Housing Census, Luanda Sub County had a

population of 95,923 which was projected to be about 107,012 by 2015. The high population density has led to land fragmentation resulting in food insecurity and frequent land disputes (KNBS 2010). Unemployment is also high among the youth leading to general lawlessness, drug and substance abuse and high dependency ratio (Emuhaya- Luanda, Constituency strategic Plan, 2013). Luanda town attracts businesses from all over Kenya and neighboring countries such as Uganda and Rwanda. Research studies show that Uganda is top 10 countries that consume Cannabis sativa (WHO 2013). Consumption of Cannabis sativa increases mental illness and hence violence in a community (Nation Media, 26th February (2019). Most people in the sub-county live below the poverty index (KNBS, 2010), hence high levels of crime rate (Emuhaya-Luanda strategic plan, 2013). Only one study has been carried out in the sub-county on the relationship between drug abuse and domestic violence by Atetwe (2008). This study was concerned with how household violence impedes women's socio-economic development in the sub-county.

Target Population : According to Mugenda & Mugenda, (2003), this is the number of individuals which the researcher is interested in generalizing the results of the study. The target population for this study comprised of 11,517 households, 4 chiefs and 21 women groups. The sample respondents were drawn from Luanda sub-county found in Vihiga County. The population is majorly rural, apart from a few people that live in Luanda town. The research targeted women in households who competently responded to the questionnaire, chiefs who responded to interview schedule and women groups who responded to the focus group discussions.

Sampling Procedure and Sample size : Mugenda & Mugenda (1999) says that to sample is to choose a representative part of a population which will help in determining parameters of the whole population from samples. Mugenda & Mugenda (2003) suggests that when the population is 10,000 and above, a sample size of 384 is usually adequate. The desired sample size was determined using Fisher's formula (Mugenda & Mugenda, 2003) as shown below.

$$n = \frac{z^2 pq}{d^2}$$

Where:-

n - The desired sample size (assuming the population is greater than 10,000)

z - The standard normal deviation, set at 1.96, which corresponds to 95% confidence level.

p - The proportion in the target population estimated to have a particular characteristic. If there is no reasonable estimate, then use 50 percent (the study used 0.50).

q = 1.0 – p d = the degree of accuracy desired, here set at 0.05 corresponding to the 1.96.

$$\text{In substitution, } n = \frac{1.96^2 \times 0.5 \times (1-0.5)}{0.05^2} = 384$$

There are four divisions in Luanda sub-county. From every division, 96 women were selected as respondents using simple random sampling. This made a total of 384 respondents. This was to ensure that the sample used was a true reflection of the entire population. Four chiefs; one from every division was selected using purposive sampling. Each chief was interviewed as per the interview schedule. The four chiefs participated in the research as they had crucial information on the study. According to Mugenda and Mugenda (1999), at least 30% of the total population per group is sufficient for research. Purposive sampling was used to select the 7 women groups given that there were 21 women groups in the sub-county. Three chiefs assisted the researcher to select two women groups in each of the three divisions and one from Esiembero. This is because the researcher must rely on his or her judgment in such reasons as availability or willingness to participate in one's research (Merriam, 2011). Thus the researcher used sample size of 384 women, 4 chiefs and 7 women groups because the researcher was out to corroborate data from questionnaires with that from interview schedule and focus group discussions. The nature of the methodology also allowed this sample size.

Table 1: Sample Matrix of the Study Population

Category	Study Population	Sampling Procedure	Sample size
Households	11,517	Random sampling	384
Chiefs	4	Purposive	4
Women groups	21	Purposive	7
TOTAL	11,548		391

Source: Researcher (2019)

Data Collection Techniques and Procedures : This section looks at how the respondents were selected in both simple random sampling and purposive sampling techniques.

Random Sampling : A simple random sample is a subset of individuals who are chosen from a larger set in which a subset of individuals are chosen, all with the same probability (Creswell, 2014). This helps to reduce bias in sampling. Randomly 96 respondents were sampled in every division, one in every 6th home. In every sampled home, one woman was served with a questionnaire.

PURPOSIVE SAMPLING : The Researcher Used Purposive Sampling To Select Four Chiefs And Seven Women Groups. A Purposive Sample Is One Which The Researcher Selects Participants Depending On Their Knowledge About The Study And Population (Levine, 2014). The Sampling Procedure Was Used Because It Was Easier To Make Generalizations About The Sample (Fowler, 2009). Two Women Groups Were Selected From Each Of The Three Divisions And One From The Esiembero Division Giving A Total Of 7 Women Groups That Participated In The Focus Group Discussions. Chiefs Helped To Identify The Women Groups That Would Be Available At The Time Of The Study. All The Four Chiefs Participated In Interview Schedule. This Was Based On The Fact That Chiefs Had Knowledge On What Happened In Households With Regard To The Different Issues They Handle In Their Divisions. Members Of Women Groups, Majority Were Drawn From Households, Hence Were In A Better Position To Share About Their Experiences On Household Violence. The Chiefs And Women Groups Were Therefore Used As Key Informants.

Instruments of Data Collection : The research had three types of data collection instruments. These were questionnaires, interview schedule and focus group discussions. Levine (2014) gives the advantage of using a combination of instruments by saying that no single technique is superior to the other but all have shortcomings. The combination of several instruments therefore ensured better results than if a single method had been used. This also allowed corroboration of data which enhanced validity.

IV. QUESTIONNAIRE

According to Mcleod (2018), a questionnaire is a research tool consisting of a series of questions used for gathering data from respondents. Questionnaires that had both closed 5 level Likert scale and open-ended questions were used to collect data from 384 women (see appendix 1). This is because of the large number of standardized responses the researcher wanted to compare. It also provided both qualitative and quantitative data which helped in corroboration of data that had been collected using the questionnaires. A questionnaire is best to use in data collection due to the fact; it is very easy to administer and can be applied to a good number of respondents, who respond in private settings (Levine, 2014). A questionnaire is a way of getting data from and about persons by asking them rather than watching their behavior (Mcleod, 2018). Respondents were therefore given time to fill the questionnaire and submit it on completion. The questionnaire covered aspects of personal information, forms of household violence, effect of socio-economic status on household violence, challenges women were facing in their endeavor for socio-economic development and the interventions that had been put in place to help women. In open ended questions, there were some expressions that could not be understood by the researcher. Respondents were therefore asked to clarify the meanings of the words that could not be understood. This helped to enhance the validity of the instrument. Some respondents were not free to respond to personal and sensitive questions. This was solved by the researcher assuring respondents of confidentiality as they were told not to write their names on the questionnaire for anonymity. Respondents were also told that the information they gave in the questionnaire was to be purely used for research and not for any other purpose. This gave respondents confidence to answer most of the questions. The researcher assisted the respondents who did not know how to read and write.

INTERVIEW SCHEDULE : An interview schedule is a set of structured questions that the researcher uses to gather information about the variable of interest to the investigator (Mcleod, 2018). The individual is made to answer several questions related to a specific aspect in a face to face situation (Mugenda & Mugenda, 2003). The method was useful in collecting personal information, attitude, perceptions and beliefs (Mcleod, 2018). The interview schedule helped in corroboration of data from the questionnaires which helped to eliminate bias and enhance validity and reliability as it was mainly used to collect the qualitative data. Interview schedule (appendix II) was administered to the chiefs. The researcher established a rapport with respondents which enabled them give frank responses on issues that were personal or sensitive. Creswell (2014) explains that one of the most important aspects of the interviews is its flexibility. This helped the researcher to use the same

interview schedule to all the chiefs and to get more information especially the feelings that were attached to the responses through observing the respondent while responding to different questions. The respondent would be asked to give the meaning of a particular non-verbal communication. This helped to know whether the spoken word corresponded to attitude, beliefs and feelings of the respondent. However, the interview schedule was time consuming which made the researcher handle one chief in a day.

Focus Group Discussions (FGD) : Focus group discussion (FGD) is a small group of carefully selected participants who contribute to open discussions for research (McLeod, 2018). The group selected represents the larger population the researcher is targeting (ibid). The researcher facilitated discussions with seven women groups which were used to collect qualitative data. Most women groups held their meetings on Sundays. The researcher met one women group from every division in a month. The selection was carried out depending on whether a particular group had scheduled its meeting on the specified Sunday. Discussions brought out group opinion, feelings and motives on effect of emotional violence on women's socio-economic development. It was used as a technique of enriching information obtained from interview schedule and questionnaires. However, some groups had more than ten members which made it difficult to get opinions from the introverted members. This was mitigated by the researcher carefully drawing such members out to give their opinion about the issue that was being discussed. Each group discussed forms of household violence, effects of household violence on women's socio-economic activities, challenges they faced in their endeavor for socio-economic development and the existing interventions used to manage the problem.

VALIDITY OF THE INSTRUMENTS : In quantitative research, validity is the ability for an instrument to measure what it's intended to measure (Crestwell, 2014). Expert opinions from supervisors helped assess the relevance of the content in the research tools that had been developed. The questionnaires and interview schedule were presented to the three lecturers in the department of psychology at Mount Kenya University. The lecturers read through the instruments and advised the researcher on the contents and impressions of the instruments which were improved on and reconstructed based on the expert's advice before final copies were produced. This increased the quality of the questionnaire and provided feedback to the researcher. Respondents were asked to give meanings of the impressions that could not be understood by the researcher. This helped to come up with coherent qualitative data which complemented the quantitative data that had been collected from the questionnaires. In focus group discussions and interview schedule, the researcher, sieved out explanations from participants that were similar and truthful to the study.

Table 2: Correlations

			Week Answers	OneWeek Answers	two
Spearman's rho	Week one Answers	Correlation Coefficient	1.000	.826**	
		Sig. (2-tailed)	.	.000	
		N	32	32	
	Week two Answers	Correlation Coefficient	.826**	1.000	
		Sig. (2-tailed)	.000	.	
		N	32	32	

** . Correlation is significant at the 0.01 level (2-tailed)

RELIABILITY OF THE INSTRUMENTS : In quantitative research, reliability means the extent to which study instruments give the same results after several trials (Mugenda & Mugenda, 2003). A pilot study was carried out in Wekhome location to determine item efficiency, establish time for administration of questionnaires and revise any items that were ambiguous. Test retest method was applied to determine general consistency. The participants in Wekhome location repeated same questionnaires after a period of two weeks. The scores were averaged for each question and then tested for reliability using Spearman Rank Order Correlation Coefficient. From table 2 below, a correlation of 0.826 indicated that the answers to the questions were highly related, hence the instrument was reliable and statistically significant at p=0.000. For qualitative data, respondents were asked to clarify the meanings of the expressions that were not clear to the researcher. In focus group discussions, detailed explanations of facts that related to previous studies were analyzed and included in the study.

Data Collection Procedure : Before the research commenced, the researcher was given an ethical clearance

letter from the Mount Kenya University committee. The letter was then used to seek permission from the National Council of Science and Technology (NACOSTI) to conduct the research in Luanda. The researcher then proceeded to liaise with the Deputy County Commissioner (DCC), chiefs and assistant chiefs in the sub-county on presentation of a letter from Mount Kenya University and (NACOSTI). The Respondents read the informed consent and signed it before proceeding with attempting of the questions in the instruments. All the data was collected using questionnaires, interview schedule and FGD.

	Prevented	Prevented	Prevented	
	working	from	from using	Destroy
	outside	from	family	family
Ratings	home	employment	resources	property

Data Analysis Techniques : Frequency tables, pie charts and bar graphs were used to show the proportion of responses and give a pictorial presentation of the information. Cross tabulation was used to compare the different variables and the effect they had on each other. The researcher read through the questions in the interview schedule for each respondent to find out if they were responding to the questions in similar or different ways. According to Guest, MacQueen & Namey (2012), researchers need to ‘winnow’ the data, a process of focusing on some of the data and disregarding parts of it. The researcher was able to record and interpret statements that were relevant to the study. Content analysis was used to analyze data from interview schedule and focus group discussions. In content analysis, a researcher can quantify and analyze the presence of meanings and relationships of words, themes or concepts from the participants (Cresswell, 2014). Data was analyzed per objective.

Ethical Considerations : The researcher informed potential subjects of all aspects of the research procedure that influenced their decision to participate in the research study. Secondly, subjects were not coerced to take part in the research. Third, subjects were protected from physical harm and mental distress by giving clear information about the research. Lastly, information gained from the subjects was kept confidential. Subjects were not allowed to write their names on research instruments and the information the respondents gave was used exclusively by the researcher (Creswell 2014).

V. FINDINGS, DISCUSSIONS, SUMMARY AND CONCLUSION

Effect of Economic Violence on Women's Socio-economic Development : Men rarely support their wives to develop economically. From the study only 8 respondents representing 2.1% had been supported to go for further studies by their husbands. 11 representing 2.9% had been assisted to start up a business while 17 (4.4%) had been assisted boost their businesses by their husbands. This shows that men want to remain in control in the households. This corresponds to Merriam (2011) who says that men from patriarchal societies dread change because they view women empowerment as an attack to their status quo. Respondents were asked to state the frequencies of the different types of economic violence they had experienced in their lives. Table 3 below shows the distribution of the responses. A total of 157 (40.8%) had been prevented from finding employment while 96 (25%) women had been prevented from working outside home. Those who were prevented from using family resources were 130 (33.8%) and those whose partners destroyed property were 88 (22.9%). Men use all tactics to ensure that women do not own any property so that they remain in control of their spouses. This corresponds to a study carried out by UNICEF in 2007 which revealed that, worldwide, a large number of men have power in the household allocation of necessary resources such as food, education, and health care. Many women working in the sub-Saharan Africa have no control over how their earnings are spent (UNICEF, 2007). Lack of rights to own property keeps women economically dependent on spouses. In FGD, women complained of their husbands stealing money from them and selling items such as eggs and maize in order to buy drugs.

Table 3: Types of Economic Abuse

Ratings	Prevented working outside home		Prevented from employment		Prevented from using		
	Frequency	Percent	Frequency	Percent	Frequency	Percent	
Very low	136	35.4	194	50.6	119	31.1	144
Low	36	9.4	50	13	44	11.5	92
Moderate	55	14.3	44	11.4	91	23.6	60
High	43	11.1	44	11.4	74	19.3	28
Very High	114	29.8	52	13.6	56	14.5	60
Total	384	100	384	100	384	100	384

Level of education		Economic abuse		
		No	Yes	Total
Degree	Count	6	12	18
	% within Level of ed.	33.3%	66.7%	100.0%
	% within economic abuse	3.8%	5.5%	4.7%
	% of Total	1.6%	3.2%	4.7%
Diploma	Count	25	39	64
	% within Level of ed.	39.1%	60.9%	100.0%
	% within economic abuse	24.5%	11.4%	16.9%
	% of Total	10.3%	6.6%	16.9%
Certificate	Count	42	29	71
	% within Level of ed.	59.2%	40.8%	100.0%
	% within economic abuse	26.4%	13.2%	18.7%
	% of Total	11.1%	7.7%	18.7%
Secondary	Count	25	53	78
	% within Level of ed.	32.1%	67.9%	100.0%
	% within economic abuse	15.7%	24.1%	20.6%
	% of Total	6.6%	14.0%	20.6%
Primary	Count	33	69	102
	% within Level of ed.	32.4%	67.6%	100.0%
	% within economic abuse	20.8%	31.4%	26.9%
	% of Total	8.7%	18.2%	26.9%
Any other	Count	14	32	46
	% within Level of ed.	30.4%	69.6%	100.0%
	% within economic abuse	8.8%	14.5%	12.1%
	% of Total	3.7%	8.4%	12.1%
Total	Count	159	220	379
	% within Level of ed.	42.0%	58.0%	100.0%
	% within economic abuse	100.0%	100.0%	100.0%
	% of Total	42.0%	58.0%	100.0%

Source: Field Data, (2019)

Relationship between level of economic violence and level of education : In all the educational levels, 58% of women had suffered the economic violence with 42% claiming that they had not experienced it in their lives as seen in table 4. Most women in Luanda sub-county have weak economic base (KNBS 2010). They therefore need a lot of support from their husbands in order to take care of household needs. Women in focus group

discussions said that most of them got their income from small businesses and laboring on peoples' shambas. Some reiterated that despite the heavy responsibility they had, their partners would steal from them and use the money to buy drugs for themselves. Some women even said that the burden of taking care of the family had been transferred to them by their husbands. This concurs with Postmus (2010), who says that it is hard for women to be stable economically when their partners engage in behaviors that generate costs. Such behaviors include stealing household items, damage and destruction of assets, refusal to pay rent and other bills or make mortgage payments. This makes women socio-economically vulnerable with no-one to help or even create insight in them on how to come out of the economic mess.

Table 4: Level of education * economic abuse Cross-tabulation

Level of education		Economic abuse		Total
		No	Yes	
Degree	Count	6	12	18
	% within Level of ed.	33.3%	66.7%	100.0%
	% within economic abuse	3.8%	5.5%	4.7%
	% of Total	1.6%	3.2%	4.7%
Diploma	Count	25	39	64
	% within Level of ed.	39.1%	60.9%	100.0%
	% within economic abuse	24.5%	11.4%	16.9%
	% of Total	10.3%	6.6%	16.9%
Certificate	Count	42	29	71
	% within Level of ed.	59.2%	40.8%	100.0%
	% within economic abuse	26.4%	13.2%	18.7%
	% of Total	11.1%	7.7%	18.7%
Secondary	Count	25	53	78
	% within Level of ed.	32.1%	67.9%	100.0%
	% within economic abuse	15.7%	24.1%	20.6%
	% of Total	6.6%	14.0%	20.6%
Primary	Count	33	69	102
	% within Level of ed.	32.4%	67.6%	100.0%
	% within economic abuse	20.8%	31.4%	26.9%
	% of Total	8.7%	18.2%	26.9%
Any other	Count	14	32	46
	% within Level of ed.	30.4%	69.6%	100.0%
	% within economic abuse	8.8%	14.5%	12.1%
	% of Total	3.7%	8.4%	12.1%
Total	Count	159	220	379
	% within Level of ed.	42.0%	58.0%	100.0%
	% within economic abuse	100.0%	100.0%	100.0%
	% of Total	42.0%	58.0%	100.0%

Source: Field Data, (2019)

Relationship between Level of Income and Economic Violence : From table 5 more women at all levels of income had suffered economic abuse from their spouses. Of the total respondents, 220 (58.0%) had suffered

economic violence despite their level of income. 159 (42.0%) claimed that they had not experienced the violence. Out of 220, 102 (26.9%) earned below ksh.10, 000, 27 (7.1%) had an income of between ksh.10, 000-30,000, 20 (7.9%) earned between ksh.50, 000 to 10,000 while those who had an income of above 100,000 were 30 representing 7.9%. For women who earn below ksh.10, 000 per annum, more than half claimed that they had suffered violence while those who earned more than 100,000 per annum, 8 out of 35. Of the total number of respondents who responded to the question I got married when I had my own income, 178 representing 50.6% got married when they had no source of income while 174 representing 49.4% had some source of income at the time they got married. 32 (8.3%) did not respond to the question. From the demographic data, a total of 179 (46.6%) had secondary education and below. Such women had not acquired any specialization in skills to enable them join the job market. In addition, even for the skilled persons, unemployment is an issue in Kenya today, a reason why one of the Jubilee government manifesto is creation of jobs for the youths and women (Jubilee Manifesto 2017-2022). All chiefs from the sub-county said that men had become quite irresponsible. The Luanda chief said “a man who has a family wakes up in the morning and goes to count vehicles on the road waiting for a passersby, then asks for ten shillings to buy cigarettes or chang’aa. He comes back in the evening drunk and demands for food he has not brought. I have handled cases where such men have stolen from their wives the little they have struggled to get. The men also sell items in the house to buy cigarettes and alcohol especially eggs and maize denying the family of the basic need; food. Women are really suffering in my area.” This means that the responsibility of taking care of children in terms food, clothing, medical care and education has all been left to women who are not economically endowed.

Table 5: What is your level of income per year? * Economic abuse Cross-tabulation

		Emotional Abuse		Total
		No	Yes	
Below sh.10,000	Count	79	102	181
	% of Total	20.8%	26.9%	47.8%
10,000-30,000	Count	27	27	54
	% of Total	7.1%	7.1%	14.2%
30,000-50,000	Count	27	41	68
	% of Total	7.1%	10.8%	17.9%
50,000-100,000	Count	13	20	33
	% of Total	3.4%	5.3%	8.7%
Above 100,000	Count	13	30	43
	% of Total	3.4%	7.9%	11.3%
Total	Count	159	220	379
	% of Total	42%	58.0%	100.0%

Source: Field Data, (2019)

Do you have friends who can support you in case of an injury?

A person’s social support system consists of the family members and friends. Most people who acquire friends who can provide both the social and economic support are those in the job market. According to the study more

than half of the respondents are jobless leaving them with the family as the only social support system that can be able to provide both the social and financial support in case of any eventuality. A recent Study by UNICEF shows that 42% of the Kenyan population lives below the poverty index. This means that most women come from families that cannot be able to offer the economic support in case of any type of abuse. In fact most of them are encouraged by their family members to continue staying in the abusive relationship. Table 6 shows that 188 women representing 51.5% lack the social support system while 177 (48.5%) claimed that they could get some support in case they were injured in their relationship.

Table 6: Do you have friends who can support you in case of any injury?

		Frequency	Percent	Valid Percent	Cumulative Percent
Valid	No	188	49.0	51.5	51.5
	Yes	177	46.1	48.5	100.0
	Total	365	95.1	100.0	
Missing	System	19	4.9		
Total		384	100.0		

Source: Field Data, 2019

Interventions that Support Women Economically : Women have formed women groups that support them both socially and economically. In addition, women entrepreneurs have joined micro-financing to help create employment and boost their businesses.

Women Groups : A study by Oyungu (2009) on women groups in Vihiga County, found that households increased earnings through membership in women groups. Members contribute money towards accepted projects. Some groups encourage members to buy shares. These different ways assist groups to accumulate money. Asked where group members got money to bring to the group, majority of the members owned small businesses in Luanda while others were casual laborers. Only one women group was registered among those identified for the study and had benefited from the Women Enterprise Fund (WEF). Members reiterated that the women groups had helped boost their businesses, pay fees for the children and acquire some property which corresponds to Oyungu's findings. Members of groups the researcher interacted with were in more than one women group. All chiefs agreed that there are very many small and large women groups, majority of which had not been registered and that more were still being formed. The Ekwanda chief agreed that she had been bought a grade cow by the women group to which she belonged. Respondents were asked whether they belonged to any women group. 253 (67.11%) said yes while 124 (32.89%) were not members of any women group as shown in the figure 2 below. This shows that women in Luanda sub-county were fully aware of the importance of women groups and had embraced it to boost their social and economic statuses.

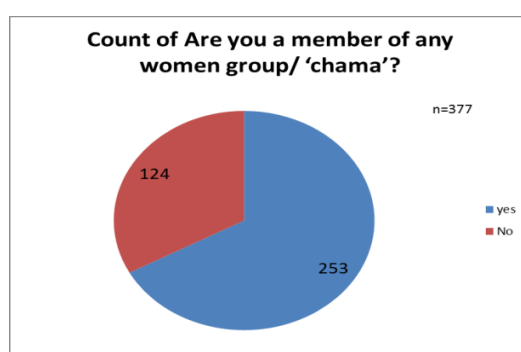


Figure 2: Count Of Are You A Member of Any Women Group/ 'Chama'?

Source: Field Data, (2019)

For those who said that they belonged to a women group, 48% agreed that their chama had been registered while 52% said that they were in women groups which had not been registered, (figure 3). In the focus group

discussions, women said that the procedure for registration was cumbersome especially for the groups made up of semi-literate women. They needed someone who could draft a constitution for them at a cost which proved to be a challenge. Women need to be encouraged to register their groups in order to benefit from the government funding.

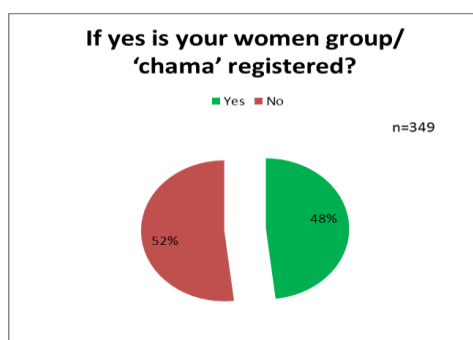


Figure 3: If Yes; Is your Women Group 'Chama' Registered?
Source: Field data, 2018

Micro-financing : Lakwo (2006) studied the effects of access to credits on sustainable livelihoods and on empowerment of women in Uganda. He discovered that microcredit improved women's self-esteem. At household level, women's decision making skills improved which made them gain power over household assets. They started working far away from their homes which improved their economic status. At the community level, women became leaders and opposed polygamy. Respondents concurred that microcredit had helped boost their livelihoods, pay fees for their children and acquire assets. The loans provided boost the working capital of most entrepreneurs. Republic of Kenya (2009) recon that micro-financing is indispensable in socio-economic development in Kenya and should therefore increase average volume of loans to micro entrepreneurs if the country is to take off to sustainability in all sectors of the economy. Respondents who were in business acknowledged that minimum deposit required in microfinance was affordable. In the focus group discussions, women agreed that micro-financing enabled them acquire skills, loans and other business advisory services that helped them expand businesses. We can infer that micro-financing contribute to growth and promotion of enterprises in Luanda sub-county. The acquired skills also lead to good business practices. From figure 4 below, 45.65% of the women said that they could easily access loans from microfinance. More women should therefore be encouraged to join micro-financing, take loans in order to improve their socio-economic status.

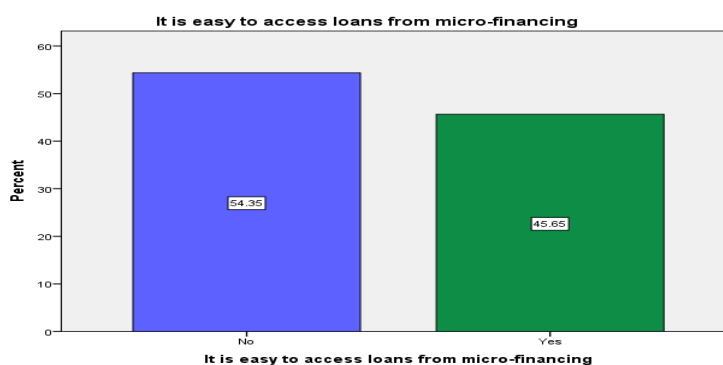


Figure 4: It is easy to access Loans from Micro-Financing.
Source: Field data, 2018

VI. CONCLUSION

Household and economic violence impedes women's socio-economic development in Luanda sub-county. These vices are accompanied with physical and sexual violence that cause injuries and trauma. Women remain deprived in the equitable sharing and distribution of resources in most families and the entire community. Women with such conditions viewed themselves negatively and hence not able to participate actively in the day to day activities to elevate their socio-economic status hencelavish in poverty. Education and income had failed to protect women against violence perpetuated by their husbands due to patriarchal practices. As long as our culture still recognize male gender power women will never develop economically. Men need to be educated on

appreciating women as economic competitors in households hence end stereotyping that relegate women as inferior objects from generation to generation in our society.

Recommendations : Chiefs and the police were unable to fully implement the legislative interventions that had been put in place to curb household violence. It is therefore important that men from all walks of life are involved in the elimination of household violence in communities. This can be done through sensitization in different forums to protect women to become autonomous and free from any kind of violent acts from their spouses.

There were only a few trained counselors in the sub-county and most of them charged for the services they offered. This made counseling services inaccessible for most of the respondents. It is important that women are helped to access counseling services from trained and qualified counselors at local levels. Social workers in the sub-county should work hand in hand with the chiefs in order to reach out to the victims of violence. Support groups are required to offer the social support required after a traumatic event such as violence. This requires that some women are trained to be group leaders. This will reduce the effects of violence such as PTSD which will go hand in hand in improving the socio-economic status of a majority of women. Research is needed to understand the characteristics of individuals who perpetrate economic violence against their partners and to identify risk and protective factors around economic violence behavior. A door to door campaign should be carried out to create awareness on the importance of micro-financing to those women who do not understand what micro-financing entails. This will go hand in hand in eliminating poverty in some of the households as it will promote women's small scale enterprises, given that many women in Luanda are entrepreneurs.

The government has provided funds to support women and youths improve their economic status but due to ignorance, many women are unable to access these funds. It is important that through the chiefs use women groups during sensitization to access government funds.

Suggestions for Further Research : The following topics have been suggested for further research in the sub-county; Relationship between domestic violence and mental health of women in Luanda sub-county. Effect of economic empowerment of women on domestic violence against women in Luanda sub-county. The effect of Violent fathers on the family's socio-economic status in Luanda sub-county.

REFERENCES

1. Arrends-Kuening, M. & Amin, S. (2008) Women Capabilities and the Right to Education in Bangladeshi. *International Journal of Politics, Culture and Society* , IS (1) 125-142.
2. Atetwe, L. (2008). Relationship between drug abuse and domestic violence in Luanda Division of Vihiga County. Luanda: Maseno University.
3. Calves, (2009). Causes of Poverty among Women. New York Free Press.
4. Emuhaya-Luanda Constituencies' Strategic Plan 2013.
5. Esipisu, E. & Mulla, T. (1999). Micro Enterprise Finance Services: K-REP move towards mobilizing voluntary savings. Nairobi: Kenya.
6. Hadi, S.T. (2010). The Face of Intimate Partner Violence in Bangladeshi. *Revealing Patterns from Existing Literature. Bangladeshi e-journal of Sociology.*
7. IFAD. (2008). Women Entrepreneurs in SMES. Canberra, Australia: Psychology. Jsp.
8. Kenya Beareau of Statistics, (2003). Geographical Distribution of Well Being in Kenya. Republic of Kenya.
9. Kenya Constitution 2010.
10. Kenya National Bureau of Statistics, 2009.
11. Kimani, M. (2012). Taking on Women Against Violence in Africa. Retrieved from <http://www.ngeckkenya.org>
12. Lakwo, A. (2006). Microfinance, rural livelihoods and Women's empowerment in Uganda. Africa Studies Center.
13. Merriam, W. (2011). Domestic Violence. Retrieved 14th Nov. 2011.
14. Mugenda, O. & Mugenda (1999). Rerearch Methods: Qualitative and Quantitative Approaches. Nairbi, Kenya: Acts Press.
15. Mugenda, O. & Mugenda (2003). Research Methods. Quantitative and Qualitative Approaches. Nairobi, Kenya: Acts Press.
16. Mugenda, O. M. (2002). Research Methods: Quantitative Approaches. Nairobi: Acts Press.

17. Omwomo, J. (2012). The Role of Micro-finance Institutions in the Promotion of Micro Enterprise Activities in Kisumu Maseno University, Kenya.
18. Oyungu, A. (2009). Contribution of Women Groups to Financing Public Secondary Schools Education in Vihiga District, Kenya. Maseno University.
19. Postmus, J.L. (2010). Financial Report on the Moving Ahead through Financial Management Curriculum. New Brunswick, N.J: Rutgers University School of Social Work Centre on Violence Against Women and Children.
20. Reddy, D.V. (2012). The Political Economy of Microfinance and Marginalized Groups: Implications of Alternative Institutional Strategies, Paper Presented to the Conference on Capitalism and Development in the 21st Century, University of Oxford (QEH/ODID), July 4-5.
21. UNICEF. (2007). The state of the world's children 2007. Women and Children-The double dividend of gender equality. New York: Author.
22. Vihiga County Strategic Plan 2013-2017.
23. World Health Organization (2013). Violence Against Women: a global health of epidemics proportions. WHO.
24. World Health Organization (2009). Ways of Empowering Women to Curb Gender Based Violence. WHO.
25. World Health Organization (2002). World Report on Violence and Health. India: WHO.
26. Bandura, A. (1963). Principles of Behavior Modification. New York: Holt, Rinehart & Winston.
27. World Bank (2013). Benefits of Girls' Schooling. World Bank.
28. Calves, (2009). Causes of Poverty among Women. New York Free Press.
29. Espizu, E. & Mulla, T. (1999). Micro Enterprise Finance Services: K-REP move towards mobilizing voluntary savings. Nairobi: Kenya.
30. Foster, H. (2011). "Sexism". The Encyclopaedia of Political Science. In Kurlan. George Thomas: CQ Press ISBN 9781608712434.
31. Hadi, S.T. (2010). The Face of Intimate Partner Violence in Bangladesh. Revealing Patterns from Existing Literature. Bangladeshi e-journal of Sociology.
32. IFAD. (2008). Women Entrepreneurs in SMES. Canberra, Australia: Psychology. Jsp.
33. Karlan, D. and Zinman, J. (2009). Expanding Microenterprise Credit Access: Using Randomized Supply Decision to Estimate the impacts in Manila (New Haven:).
34. Kimani, M. (2012). Taking on Women Against Violence in Africa. Retrieved from <http://www.ngeckeny.org>
35. Lakwo, A. (2006). Microfinance, rural livelihoods and Women's empowerment in Uganda. Africa Studies Center.
36. Merriam, W. (2011). Domestic Violence. Retrieved 14th Nov. 2011.
37. Omwomo, J. (2012). The Role of Micro-finance Institutions in the Promotion of Micro Enterprise Activities in Kisumu Maseno University, Kenya.
38. Oyungu, A. (2009). Contribution of Women Groups to Financing Public Secondary Schools Education in Vihiga District, Kenya. Maseno University.
39. Postmus, J.L. (2010). Financial Report on the Moving Ahead through Financial Management Curriculum. New Brunswick, N.J: Rutgers University School of Social Work Centre on Violence Against Women and Children.
40. Reddy, D.V. (2012). The Political Economy of Microfinance and Marginalized Groups: Implications of Alternative Institutional Strategies, Paper Presented to the Conference on Capitalism and Development in the 21st Century, University of Oxford (QEH/ODID), July 4-5.
41. UNICEF. (2014-2018). Overview. Retrieved from Kenya at a glance GOK.: https://www.unicef.org/kenya/overview_4616
42. UNICEF. (2007). The state of the world's children 2007. Women and Children-The double dividend of gender equality. New York: Author.
43. UNICEF. (2011). True sexual violence research initiative. Retrieved from Uganda Demographic and Health Survey 2011: <http://www.svi.org/what.we.do/research-support/svri-grant>
44. World Health Organization (2013). Violence Against Women: a global health of epidemics proportions.